



School of Scholars

Online School Curriculum. Month- August & September 2021-22 Grade-II

School of Scholars, Beltarodi

CBSE affiliation no: 1130479



Online School Parents Booklet 2021-22

Vision

“To provide quality education for developing multi-dimensional outlook in students and make them better global citizens”

Mission

“Creating congenial learning environment encompassing scholastic and co-scholastic activities to enable students sustain in the modern competitive world.

Nurturing and equipping students to broaden their horizons and make them socially aware, emotionally stable and morally strong individuals of the global society”

Objectives

- To ensure learning through **experiences** to enable the child to **analyse and apply** the acquired knowledge.
- To develop a child physically, rationally & emotionally balanced individual.
- To achieve the quality **excellence in governance**.
- To inculcate the **global insight** and accountability in the students

We Offer

- Well – woven curriculum for Holistic Development
- ‘Google workspace for Education’ account for each child
- Age appropriate & effective online tools, games and quizzes.
- Opportunities to develop leadership and personality traits through conferences and workshops.
- International exposure
- Intra MGS Competitions to nurture the talent
- Safe and congenial environment
- Open communication through e-media
- Parent awareness programmes
- SKOILE app for parent connect
- Online Fees & EMI facility
- Personalized attention through small group activities

SOS Digital Library <https://sites.google.com/mgsnagpur.org/sos-digitallibrary/home>

Parent & Student Portal [tutorials & help centre]

<https://sites.google.com/mgsnagpur.org/sos-online-school/home-page>



Step 1: Go to Play Store Step 2. Search SKOILE Step 3. Click Install Step 4. Click on open button

STD-I-II Word to parents

Dear Parents

Greetings....!

Welcome to the new session 2021 - 22. As informed, we are commencing online classes for our students. We are herewith sharing the details of our curriculum plan with you.

For the smooth conduction of the online classes, you are requested to ensure the following

- Register / update the school SKOILE App.
- Std I & II students should be accompanied by an adult during online classes.
- Ensure regular attendance of your ward
- Provide a cohesive learning environment during the session (quiet and comfortable seating arrangement)
- Assist / monitor your ward in uploading homework and assessment
- Arrange the required technical support (any one device i.e., Mobile, Tab, Laptop, Desktop along with necessary audio and video accessories & good internet connectivity)
- Ensure the submissions of Students' work in G - Classroom in PDF format [A scanner or mobile application can be used]
- In case of any query contact the school on Tel Number [8055294870](tel:8055294870) or email sosbeltarodi@mgsnagpur.org or give feedback on SKOILE

We are confident that our students will continue to enjoy the online sessions and get the maximum learning outcome.

We look forward to your cooperation and support in our endeavor of providing quality education to all our students.

With Best wishes

Principal

STD-I-II Online class details

Period	Class II	
Time	from	To
1	11:20	12:00
2	12:15	12:45
CCA	10:35	11:05
Sports/ Dance	As mentioned in the class Timetable.	

- Students will have to be ready for the class 5 minutes prior to the commencement.
- Subject wise syllabus details are provided with this booklet
- Please note that during online class child's microphone should be mute until the teacher asks them to respond. The video to be on, specially while responding or speaking in the class.
- Students will attend classes in regular school uniform
- Student's will join online classes through valid email and password provided by the school
- In between the break time students must do eye exercise and stretching exercises.
- Keep copies and books readily available as per timetable.
- Use comment box for communication in between the class.
- Do not chat with friends during the online class.



English (August)			
Topic	Sub-Topic	Instructions to parent	Home work / Assignment
Ls.02 The Old Rabbit	Listening & Reading	Parents are asked to make a short video and describing about - My Favourite Toy and share it on the Google class	Read 1 st paragraph of pg.12 and underline the new words.
Ls.02 The Old Rabbit	Listening Reading & Writing	Parents are asked to take reading with the phrasing technique	Read 2 nd paragraph pg. no. 12, 13. Learn new words and word meanings.
Ls.02 The Old Rabbit	Listening, Reading & writing	Parents are asked to play the video of the given link	Read pg.no.13 Learn new words and word meanings.
Ls.02 The Old Rabbit	Listening, Reading & writing	Parents are asked to discuss What is the colour of Globe? Why does the Globe look blue? And Discuss on different kinds of waves and water sports	Understand the Text and complete the Exercises given in TB A & B [Pg. 14].
Grammar	Possessives with “s”		Solve T B pg no 16, 17 EC Ex B, C pg no 68 ,69.
Words in use interlinked With EVS	Modes of transport Pg.17 & 18	Parents are asked to discuss about the vehicles they have at home.	Complete Ex: B in pg.18
Speaking Making Polite Requests		Parents are asked to take a practice of polite request in different situation at home.	Complete Ex T.B pg. 19 in NB.
Poem	Our Classroom	Parents are asked to discuss more things from the surrounding and describe them.	Solve Answer the following Q.1 & 2 of pg. no. 32 A Recite the poem with actions. Solve Answer the following Q.3 of pg.no. 32 A, 32 B & Match the phrases [Words in use]
Solving G.K Work-sheet	Vocabulary	Allow child to play vocabulary games	Solve the worksheet

Communication Lab Song	I Love Mountains	Song's link will be shared.	Listen to the song.
September			
G K Worksheet	“Maharashtra State”	Parents are asked to guide the students to solve the worksheet.	Solve the Worksheet
L. 3 Randolph the Reindeer	Listening & Reading	Parents should monitor the child while reading	Practice sight words and new words.
L. 3 Randolph the Reindeer	Listening & Reading	Parents should monitor the child while reading	Practice sight words and new words.
L. 3 Randolph the Reindeer	Listening , Reading & writing	Parents are asked to take Reading of Lesson [pg.23] with phrasing technique	Read the Lesson [pg.23] with phrasing technique Practice sight words and new words. Learn new words.
L. 3 Randolph the Reindeer	Listening Reading & writing	Parents are asked to take Reading of Lesson [pg.24] with phrasing technique	Read the Lesson [pg.24] with phrasing technique Practice sight words and new words. Learn new words.
L. 3 Randolph the Reindeer	Listening, Reading & writing	Parents are asked to take reading of lesson	Writing Textual exercise Understanding the text.[pg. 26] Write True or Not True Writing Pg.no.30
Grammar	Predicative Adjectives	Parents are asked to take Reading of sentences	EC pg. no. 73, 74 T.B. Words in Use pg. no. 28
Speaking	long vowel and the short vowel sound ‘oo’ and ‘u’	Link will be shared on Classroom.	Listen and practice ‘oo’ and ‘u’ sound For Speech practice refer T.B Pg. 9 & 10

Marathi (August)





Topic/ Sub-Topic		Instructions to parent	Home work / Assignment
कविता पाठांतर			पालक मुलांकडून शिकवलेले किंवा इतर कोणत्याही गाण्याचा सराव करून घेतील
– व्यंजनाची ओळख (क ते ड) क,ख,ग,घ,ङ		–पालकांनी ऑनलाईन वर्गासाठी आपल्या पाल्याची मानसिकता तयार करावी .–पालकांनी दिलेल्या लिंक वरील व्हिडिओ मुलांना दाखवावा. दिलेल्या तासिकेनुसार –पालकांनी आपल्या पाल्यासह ऑनलाईन वर्गाला उपस्थित राहावे.	–(क ते ड) आर्ट इंटीग्रेशन व्यंजनाच्या उपयोगाने व पालकांच्या मदतीने पाच शब्द तयार करतील .उदा. 1 जसे क पासून कमळ 2 ख पासून खडू 3 ग पासून गणपती व त्यांची चित्र वहीत लावतील.
श्रंगाची ओळख काळा, पांढरा,लाल,पिवळा,हिरवा,निळा			–आर्ट इंटीग्रेशन मुले घरातील 5 वस्तूंचे रंग पाठ करतील पालक.मुलांना रंग ओळखण्यास मदत करतील 5 रंगाचे व आकाराच्या कागदाची कात्रणे वहीत लावतील,
September			
–व्यंजनाची ओळख(च ते ज)च,छ,ज,झ,ञ वाचन क्षमता			आर्ट इंटीग्रेशन(क ते ज) या व्यंजनाच्या उपयोगाने व पालकांच्या मदतीने मुले पाच शब्द तयार करतील .उदा. 1 जसे च पासून चमचा 2 छ पासून छत्री 3 ज पासून जहाज व त्यांची चित्र वहीत लावतील.
संवाद कौशल्य भाषण 2 तासिका देण्यात येईल			पालक, संवाद व भाषण क्षमता चाचणी ची तयारी मुलांकडून करवून घेतील

Math (August)			
Topic	Sub-Topic	Instructions to parent	Homework / Assignment
NEM Part 1 Numbers upto 200	Understanding place value of digits	Help your child to Make digit cards from 0 to 9 in different shapes (Making Learning Visible)	Prepare digit cards from 0 to 9 using different shapes
NEM Part 1 Numbers upto 200	Understanding place value of digits	Help your child to submit the work	Ex 1B TB Pg no 13
NEM Part 1 Numbers upto 200	Comparing Numbers	1. Get the quiz solved by your ward. 2. Listen the song hungry allegator	https://wordwall.net/resource/16996805 solve the quiz

			https://youtu.be/3qisu9NF1_0 (The hungry allegator song)
NEM Part 1 Numbers upto 200	Ordering the numbers	Get it done and upload the work in GC	Solve Ex 1 D(TB pg no 18)
NEM Part 1 Numbers upto 200	Ordinals	Make the objects ready	TB pg no 21 and 22
NEM Part 1 Numbers upto 200	CS Pathshala 01-LCR-02	Get it done and upload the work in GC	Solve the worksheet
September			
NEM Part 1 Addition	Counting	Help your child Count number of blue T-shirts you have and no. of red T shirts you have and add it. (Making Learning Visible)	Solve the assignment
NEM Part 1 Addition	Adding 2 digit numbers	Take few Rajma seeds and nuts available at home count it and add. (Making learning visible)	Ex 2A TB Pg no 28 https://www.mathplayground.com/ASB_JetSkiAddition.html (Play the addition game and share your rank in the class next day)
NEM Part 1 Addition	Adding 2 digit numbers without regrouping	Get it done and upload the work in GC	1. Ex 2D and E TB pg no 34 and 36 2 Get it solved in class.
NEM Part 1 Addition	CS Pathshala 02-PS -17	Get it done and upload the work in GC	Solve the worksheet
NEM Part 2 Time	Introduction	Give your wards simple tasks such as Observe the clock. Try to speak about parts of clock, how many hands and numbers it has, What is the shape of clock at your house.	https://youtu.be/BImDM3xetYc watch the video

Computer (August)

Topic	Sub-Topic	Instructions to parent	Homework / Assignment
Module6	The tangram puzzle game	Help students to open Gcompris and find Module no.6	Level 1 to 3

CS	01-PS-06	Help students to solve worksheet given through Skoile	Puzzle :Tic -Tac -Toe(Preprinted Worksheet no.1)
Module8	Tic-Tac-Toe against Tux	Help students to open Gcompris and find Module no.8	Level 1 to 3
	September		
G-comprise- Module 8 	Bargame against tux - Click the number of balls to place in the holes and click the ok button. The winner is the one who hasn't put a ball in the red hole.	Help students to open G-compris and find Module no.8	Level 1 to3
G-comprise Module 7(Vocabulary) 	Enrich your Vocabulary- Complete the language learning activity & solve the quiz(From bodyparts ,People& Animal Group)	Help students to open G-compris and find Module no.6	Level 1 to 3
G-comprise Module 7(Words) 	Missing letter- Find & click the missing letter to complete the word	Help students to open G-compris and find Module no.7	Level 1 to 3
G-comprise Module 2 (Logic) 	The fifteen game - Move each item to recreate the image.	Help students to open G-compris and find Module no.2	Level 1 to 3

EVS (August)

Topic	Sub-Topic	Instructions to parent	Homework / Assignment
- My Family	What is family? Family Relations. Structure of family Family Time	Parents should help children to provide the information about the family members. Parents should take care to maintain the learning environment. They should help the learner to get some required material of given HW.	Think how your family helps you and how you help your family. (GD topic) 2. Colour the picture from Text Book pg. no 23.1 . Pasting photos on Text book pg. no. 3 2. Learning poem- Growing Up pg. no. 5 . Complete the family tree from pg. no. 21 of text book. 2. Find these words in the word grid. Discuss with your family about importance of family time (HW) Post Task: - Students will enlist the most joyful activities which they enjoyed with their family members. Solve MGS pre-printed worksheet no-1 on page no 97 and 98 and upload in classroom.
September			
Mini- miracle Activity	Air pump (Air exert pressure)	1.Motivate students to complete the activity under your guidance. 2.Provide the material they required. 3.Motivate them to observe the surrounding and collect the data related to activity. 4.While doing the activity ask them to think why and how type of questions.	Make your own air pump and show in classroom.
How my body works GK: "inside my body- 128 my body -129"	Revision of sense organs Yoga Sana - How my body works ST:- - story telling	Parents should take care to maintain the learning environment. They should help the learner to get some required material of given HW. Parents can help child to solve the given HW.	Solve Q. No. 4 from EVS worksheet No. 2(pre-printed worksheet) Assignment-Solve the riddle, reading of T B pg no 7. learn new words & sight words

		They should help the learner to get some required material of given HW.	2. Solve the given Quiz -Quizziz(will be uploaded in the classroom) 1 Solve the question - 1. Name these parts of the body from T.B. - Pg. No. 9 2. Find the names of the body parts from the word grid T. B. Pg. No – 10 Solve preprinted worksheet no. 2 (will be uploaded in the classroom) 2.Reading of pg. no. 8
<p>Note: Dear Parents this time skill assessments will be conducted during small group activity time not in the regular class to give time for more involvement of students in the process .For this teacher will provide the time slot to every students .All students should join the small group activity as per their schedule .</p> <p>Teacher ill provide the topic of skill assessment in July first week and start taking feedback of project from the last week of July. GD will start from August. Teacher will conduct these as per the time schedule.</p>			
<p>Skill Assessment</p> <p>Project: (Any One)1. Making of Spoon family2. Make your own Family Tree in notebook.3. Making of album (similarities & differences in my growth)</p> <p>GD:1. How family help you and how you help your family.2. Imp of family time. 3. All body parts are equally imp</p> <p>Environmental Sensitivity:1. Voice messages by children to show a role as leader (About me)</p>			

Hindi (August)

Sub-Topic	Instructions to parent	Homework / Assignment
मोर चित्र वर्णन	अभिभावक मोर की गतिविधि कराने में मदद करेंगे।	हथेलियों के माध्यम से मोर का चित्र बनाना। Palm Activity गूगल फॉर्म हल करेंगे।
पाठ 2 राघवन सुधर गया	अभिभावक स्वाध्याय हल करने में मदद करेंगे।	स्वाध्याय पूर्ण करो तथा गूगल फॉर्म हल करो।
नाम वाले शब्द	अभिभावक नाम वाले शब्दों को छांटकर लिखने में मदद करेंगे।	दिए गए नाम वाले शब्दों में से व्यक्ति, वस्तु, प्राणी, पशु और स्थान के आधार पर छांटकर लिखिए।
कविता गायन small group activityद्वारा लिया जाएगा। पाठ -1 हम हैं नन्हे वीर सिपाही	अभिभावक छात्रों को कविता गायन करने के लिए प्रेरित करेंगे।	कविता कंठस्थ कीजिए।

<p>Inhouse Assessment</p> <p>स्वरों की मात्राएं, संयुक्त अक्षर, द्वित्व व्यंजन, कविता हम हैं उन्हें वीर सिपाही, पाठ 2</p> <p>राघवन सुधर गया,</p> <p>सामान अर्थ वाले शब्द, विलोम अर्थ वाले शब्द</p> <p>नाम वाले शब्द समान तुक वाले शब्द, वाक्य में प्रयोग करिए</p>	<p>पाठ का रिवीजन करने के लिए अभिभावक छात्रों को प्रेरित करेंगे</p>	
September		
<p>पाठ 5</p> <p>ठीक समय कविता</p>	<p>घड़ी का मॉडल बनाने में मदद करेंगे तथा पाठ्यपुस्तक के अभ्यास कार्य को पूर्ण करने के लिए प्रेरित करेंगे।</p>	<p>घड़ी का मॉडल बनाइए पाठ्यपुस्तक के अभ्यास कार्य को पूर्ण करना।</p>
<p>गिनती 1 से 10</p>	<p>मिट्टी अथवा Clay से 10 वस्तुएं बनाने में अभिभावक मदद करेंगे।</p>	<p>मिट्टी अथवा Clay से 10 वस्तुएं बनाइए। जैसे फल, सब्जी, या अन्य वस्तुएं।</p>
<p>श्रवण कौशल</p>	<p>गूगल फॉर्म हल करने के लिए प्रेरित करना।</p>	

